

**Rangefinder Magazine  
October 2003**

**Plug-ins Page: PentaWare PentaSuite** by Jack & Sue Drafaul



In the beginning of digital, life was pretty simple. File names were small and security was generally not an issue, but as the digital world became increasingly complex, file management has become a necessity. Thus, there has been an explosion of file managers that catalog, search, compress, and create thumbnails of each of the media type. Most will even link to their respective application program, so that simply double-clicking on the file will open it in that specific program.

PentaSuite, from PentaWare, Inc., is a program that addresses all these issues and much more. The key word in this program is Suite. When you open PentaSuite, you are presented a menu that provides access to more than a dozen file management programs.



Three basic menus that appear when you start the PentaSuite Manager. The page up/down keys cycle you from one menu to the next. From there you can then select the program you want with a mouse or the up/down keys and enter.

The primary PentaSuite program, called PentaZip, is located at the top of the menu. It is used to open file directories, select files, and then compress them in to a compression file format like ZIP, TAR, CAB, LHa, JAR, and ZGB.

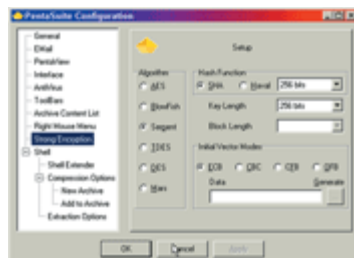
One option not found in many of the file compression programs is file encryption. PentaSuite has six different levels of file encryption from very basic encryption, with only a few characters for a password, to very strong encryption that can require up to 56 characters. Although this may seem a bit paranoid, with all the attacks by hackers and viruses today, file security has become a priority.

Here is how it works in PentaSuite. If you are not familiar with the different types of file encryption, read the help menu for specifics. Select the level of encryption that suits your needs from encryption protocols such as DES, AES, Blowfish, Serpent, Triple

DES, and Mars. Then go to the file manager at the top of the main menu where you will see a split screen with directories and computer files on the top and a blank screen on the bottom. Select the files you want to compress, and the appropriate encryption icon from the left of the edit screen. Give the compressed file a new name, enter the password twice and magically your file is compressed.

The file viewing program, called PentaView, features a file explorer that creates thumbnail images of each file in a specific directory. When you click on a specific thumbnail, a larger image appears in the image viewing area. PentaView can also convert more than a couple dozen file formats, and has a search engine for finding specific files. You can also select multiple files and preview them using the slide show function.

PentaFTP is used to access, upload or download files on other computers. This File Transfer Protocol is commonly used for updating a web-page design and anytime you have to transfer files between platforms.



The configuration menu used to set up one of six different types of file encryption. Other configurations include file compression, email, AntiVirus, and image viewing settings.

**Features**

**Adding Pizzazz**

**Profile: The Evolution of Janet Baker Richardson**

**Rf Cookbook**

**Butterflies in Front of Your Lens or in Your Tummy?**

**Pauline & Lizbeth**

**The Hasselblad X-Pan II**

**Pre-Teens**

**Sam's Scouts**

**Profile: Don Herzig**

**Rf Cookbook**

**Generation Next**

**Columns**

**Insight/On the Cover**

**Contest Spotlight**

**Building Your Business**

**Digital Photography**

**Plug-ins Page**

**First Exposure**

**Departments**

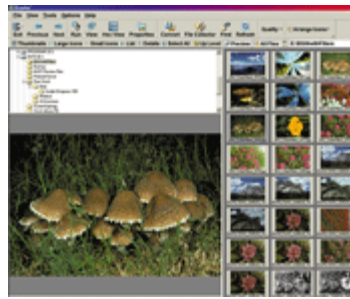
**Industry News**

**Problems & Solutions**

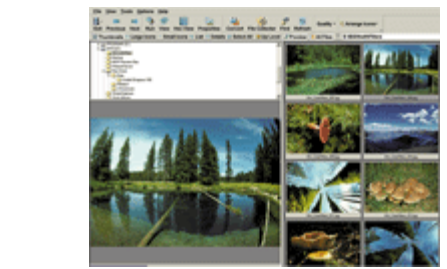
**New Products**

**Archives**

You can also store your files on removable data by using PentaCD, create self-running programs with PentaZip Script or set up scheduled functions using PentaZip Scheduler. Other file utilities in PentaSuite include a file splitter, script wizard, encryption wizard, and a self-extracting file manager. The combination of these utilities with the main PentaSuite program gives you full control over file compression, security, and file reliability, no matter where they are stored or transmitted.

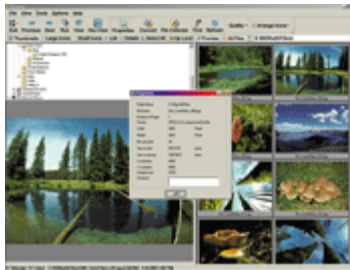


File viewer allows you to see folders in upper left, thumbnails on right, and enlarged image in lower left. Toolbars at top give you options to change viewing settings, or jump to other portions of the program.



File viewer allows you to see folders in upper left, thumbnails on right, and enlarged image in lower left. Toolbars at top give you options to change viewing settings or jump to other portions of the program. Access to thumbnail setting in the toolbar at the top changes the thumbnail to a much large viewing size.

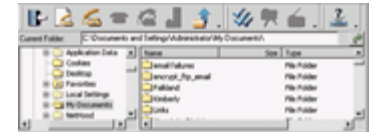
PentaSuite is currently compatible with Windows 98, 98SE, MW, NT4, 2000 Pro, and XP formats. A downloadable version is available for \$99.95. For more information on PentaSuite and other products log onto the web at: [www.pentazip.com](http://www.pentazip.com).



File viewer allows you to see folders in upper left, thumbnails on right, and enlarged image in lower left. To see additional information about any of the displayed thumbnails, you first select the thumbnail, and then press the properties button at the top of the tool bar.



The PentaSuite manager allows you to select one of the many programs included with the PentaSuite program. In this case we have selected the "Self Extraction Wizard" which allows you to compress groups of files into \*.exe program. This program will automatically open and extract all the files when started.



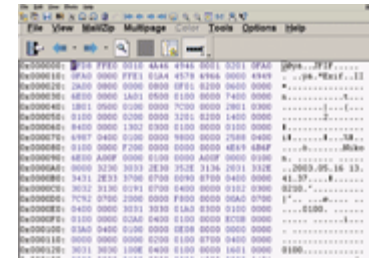
PentaSuite toolbar and explorer displays drives, folders and information about specific files. Options not available are grayed out until proper program is activated.



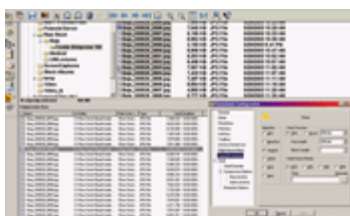
Slideshow viewer allows you to present images with a click of the mouse. The program can also play various audio formats including mp3.



The properties tab will present you with basic information about any image in the PentaSuite browser. You can also attach additional information about the image that will help in a database search at a later time.



PentaSuite also can display any file in the browser in Hex format. This is especially helpful if the file has been damaged or given an unknown file extension. You can look at the actual programming language and extra important information that is lost otherwise.



Files to be compressed and encrypted can be selected from the file menu at the upper right and dragged down to a working menu at the bottom of the screen. File encryption



File viewer allows you to see folders in upper left, thumbnails on right, and enlarged image in lower left. Toolbars at top give you options to change viewing settings, or jump to other portions

is then selected and applied to the group of images as they are compressed.

of the program. Access to thumbnail setting in the toolbar at the top changes the thumbnail to a much large viewing size.

*Jack and Sue Drafahl are freelance journalists/photographers living in the Pacific Northwest. They have owned and operated a custom lab and service bureau, Image Concepts, for many years. They can be reached at: [digitalduo@jackandsuedrafahl.com](mailto:digitalduo@jackandsuedrafahl.com). The Drafahls new web site is: [www.jackandsuedrafahl.com](http://www.jackandsuedrafahl.com)*

**[Magazine](#) | [Marketplace](#) | [Classifieds](#) | [Contact Us](#) | [Subscribe](#)  
[Rangefinder](#) [Guestbook](#) | [Media Kit](#)**

© 2006 Copyrighted by WPPI. View [Privacy Statement](#)  
Produced by **BigHead Technology**